

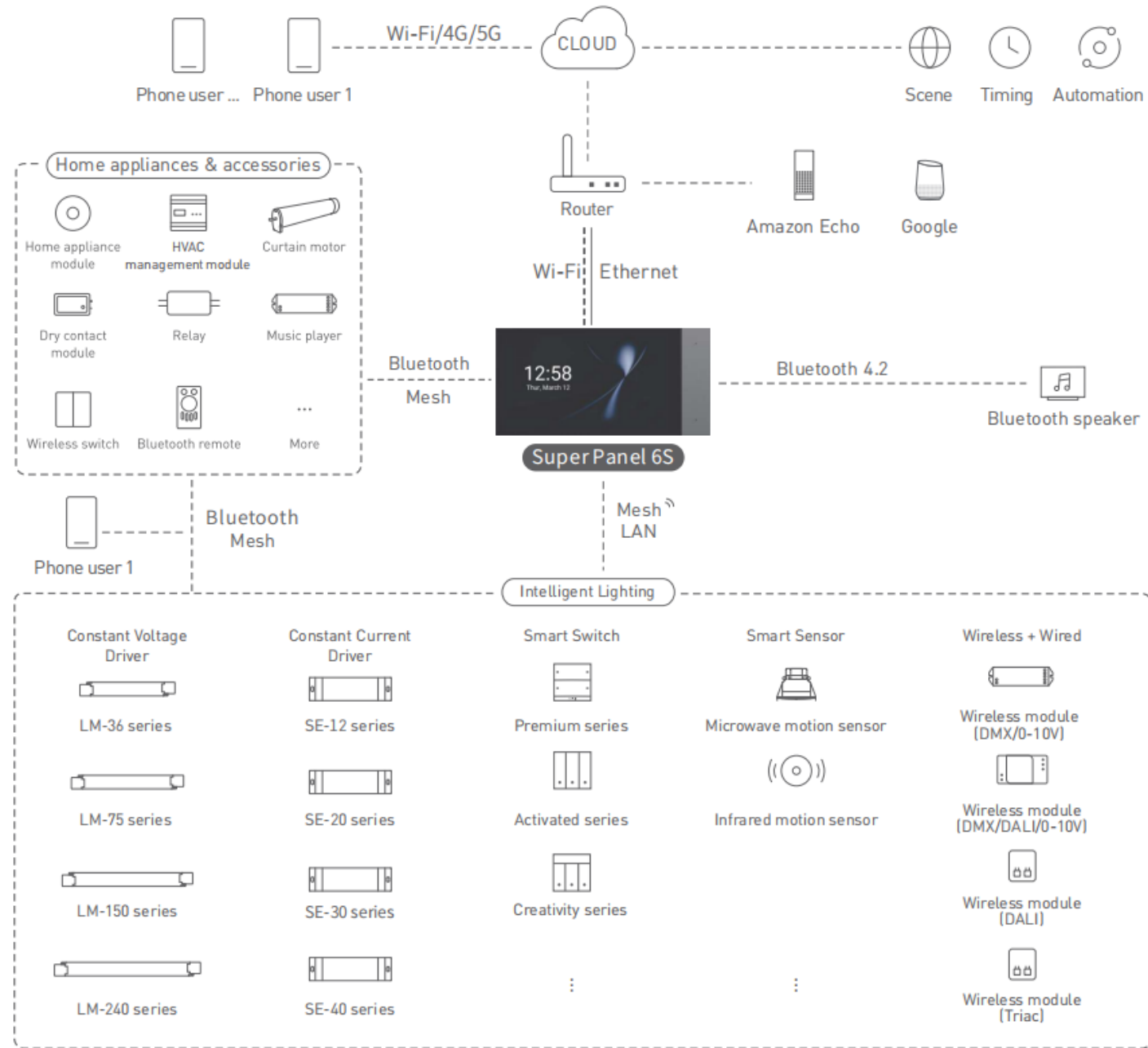
**LTECH**

# LTECH Smart Home Products

Presenters - Ibad Ur Rehman



## Application Diagram





# CONTENTS

---

1

Super Smart Panel

3

Super Smart Driver

2

Super Smart Switch

4

Super Sensor

5

Super Smart Accessories

# Product Line Previews


## LTECH Smart Home Product Line

LTECH

### Super Smart Panel



### Super Smart Switch



### Super Smart Driver



### Super Smart Accessories



# CONTENTS



# Super Smart Panel



# Super Smart Panel Collection

LTECH

## Centralized control panels

Smart Gateway, Smart Lighting, Smart Home Appliances, One Screen Smart Control for the Whole Family




SP-GW-BLE




SP-MINI



SP-GW-4S



SP-GW-6S



SP-GW-12S



SP-GW-PRO

# Super Smart Panel Division——

LTECH

## Divided by product generation

First generation  
Release time: 2020

Second generation  
Release time: 2022

Third generation  
Release time: 2023


SP-GW-BLE

SP-MINI




SP-GW-4S

SP-GW-6S



SP-GW-PRO

SP-GW-12S



# Super Smart Panel Division——

LTECH

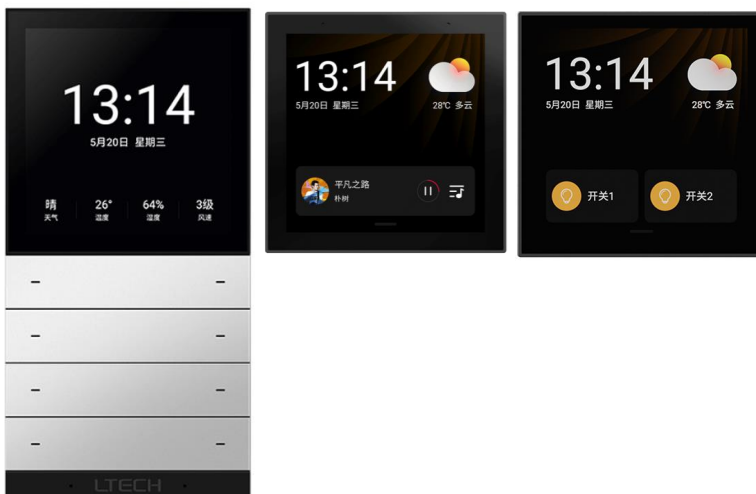
## Divided by screen size

4 inch screen


6 inch screen

12.3 inch screen


SP-GW-BLE  
SP-GW-PRO SP-MINI SP-GW-4S



SP-GW-6S



SP-GW-12S





# Super Smart Panel Division——

## Divided by color

LTECH

SP-GW-BLE  
SP-GW-PRO



尊贵金属银



梦幻少女粉

SP-MINI



Black

SP-GW-4S




莫奈灰

SP-GW-6S



莫奈灰 Grey

SP-GW-12S



Black



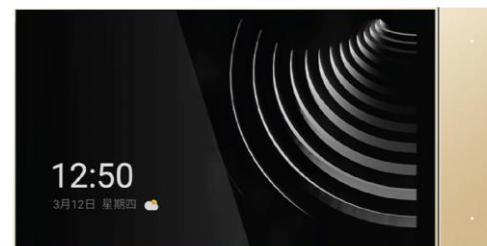
轻奢北欧灰



高级奢华橘




梵高金



梵高金 Gold



雷曼白



雷曼白 White

# Super Smart Switch Collection

## Activated Series




LTECH


## Activated Series (Battery powered)



## Creativity Series



## Elegant Series



## Premium Series

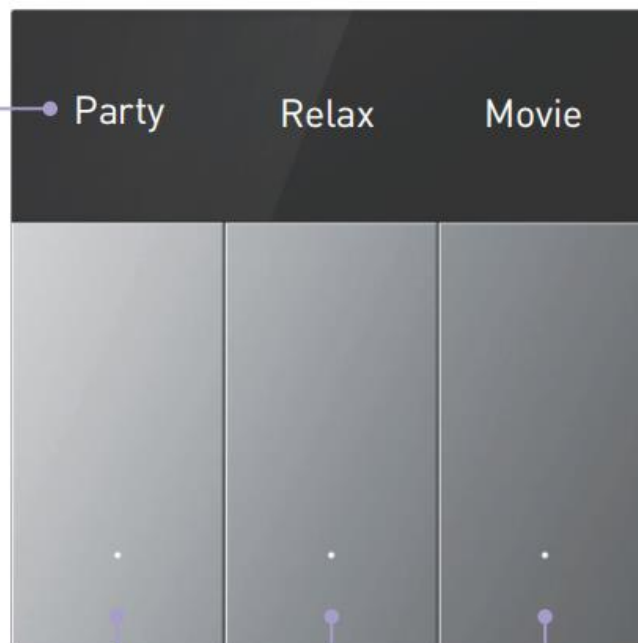


# Super Smart Switch Feature Comparison

LTECH



Screen Display



switch 1

switch 2

switch 3

## Premium Series



- Competitive price**
- Highest cost performance
- Load Channel supported
- Colors follow super+ panels and Creative Series
- Combine installation supported
- Have Battery version**

- Best appearance
- Strongest function
- Editable message**
- Load Channel supported
- Colors follow super+ panels and Creative Series
- Combine installation supported

- Maximum number of buttons**
- Load Channel supported **partially (4-gang model)**
- Colors follow first generation super+ panels

# Motion Sensor

LTECH



**MR04-LBS**  
Microwave Motion Sensor



**MR03-B3P**  
Microwave Motion Sensor



**HS-BLE**  
Bluetooth Motion Sensor


# Smart Accessories





# Smart Home Accessories

Control all your home appliances through multi-device interconnection



# Smart Home Accessories—— Home Appliance Module

LTECH  
雷特全宅智能

Smart home main center, turn the traditional home appliances into intelligence

compatible with more than 95% infrared home appliances in the market



# Smart Home Accessories—— Home Appliance Module Parameters

LTECH



- Converts WiFi signal to infrared and RF433 signal
- Firmware version upgraded remotely
- Remotely control via WiFi, 4G/5G network
- Control electric curtains, air conditioning, TV, fan and other RF devices (8000+ home appliance brands)
- Supports cloud scenes and automatic control



# Smart Home Accessories— HVAC Management Module



## HVAC Management Module

Multiple air conditioners, just need 1 module

Support max. 32pcs indoor unit, 8pcs outdoor unit



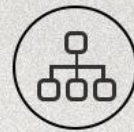
Remote control



Voice control



Timing control



Centralized  
management



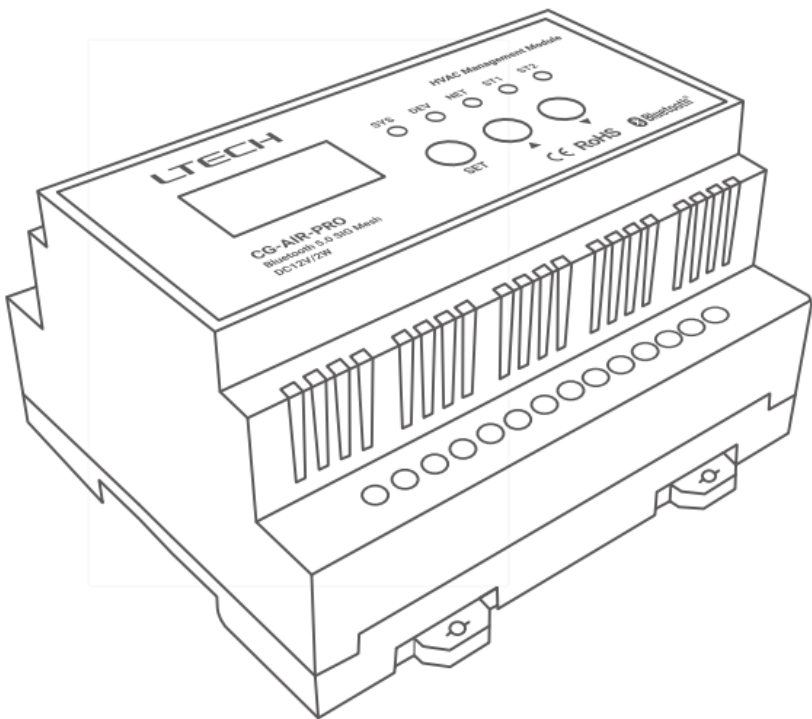
Intelligent linkage



Comfortable &  
energy-saving

# Smart Home Accessories— HVAC Management Module Parameters

LTECH




- One HVAC management module can recognized and controlled Multiple AC units.
- Turn traditional central air conditioners, fresh air devices into smart ones easily.
- Allow remote operation, timing control and scene linkage while using the app.

Product Name	HVAC Management Module
Product Model	CG-AIR-PRO
Wireless Type	Bluetooth 5.0 SIG Mesh
Input Voltage	DC 12V
Power Consumption	2W
Working Temperature	-20°C~55°C
Working Humidity	10~90% (no condensation)
AC Communication Line Voltage	AC 5V
Mounting rail	TS-35/7.5 or TS-35/15



# Smart Home Accessories— Bluetooth Music Player

LTECH



- USB flash disk, a TF card or connect to a terminal device (mobile phone or tablet)
- Multiple output modes (wired active speaker, a Bluetooth headphone or a Bluetooth speaker)
- Support the local scene execution with no Internet, no gateway needed
- Achieve a variety of cloud scenes and automation using the app (gateway device added)
- Link with other smart devices to sync the background music with your lighting

Input signal:	Bluetooth 5.0 SIG Mesh
Input voltage:	12-24Vdc
Number of tracks:	128
TF card / USB:	128G (Max)
Output mode:	Bluetooth 4.2, Line Out

Audio format:	MP3, WAV
Working temp:	-20°C~55°C
Dimensions:	125x33x20mm(L×W×H)
Package size:	127x35x27mm(L×W×H)
Gross weight:	70g

# Smart Home Accessories— Switch Module

LTECH



- Bluetooth 5.0 SIG Mesh with high networking capability is reliable and stable.
- Support online upgrade, cloud scenes and automation.
- Support control by a remote, a wireless panel or a group via a LAN network without connecting to a gateway, work with the super panel to achieve remote control.

Model	RELAY-BLE01
Wireless Protocol Type	Bluetooth 5.0 SIG Mesh
Working Voltage	100-240Vac, 50/60Hz
Max. Load Power	≤400VA(Capacitive Load), ≤800W(Resistive Load)
Working Temperature	-20°C~55°C
Switch Channel	Single Channel
Protection	Zero -Crossing Detection
Dimensions	80×35×23mm(L×W×H)
Package Size	93×43×27mm(L×W×H)
Weight (G.W)	75g±10g

# Smart Home Accessories— Reset tool

LTECH

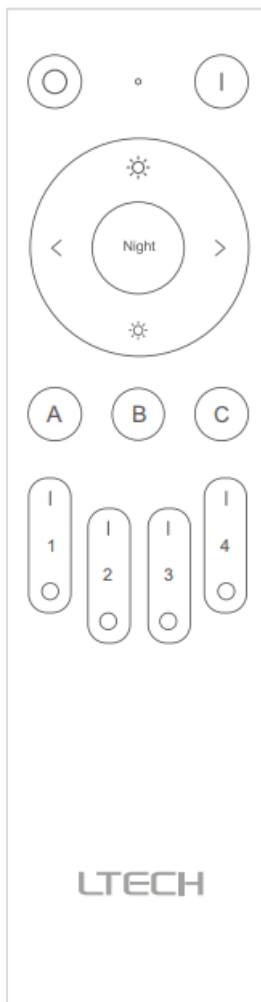


- With one relay, the software can restore the factory settings by powering off and on, and can be executed repeatedly by turning it off and on again.

Model	RST-X
Working voltage	100-240~, 50/60Hz
Load	≤400VA/ way (capacitive load), ≤800W/ way (resistive load)
Protection	Overload, short circuit protection, zero crossing detection
Working temperature	-20°C~55°C

# Smart Home Accessories— Bluetooth LED Remote Parameters

LTECH



- Work with a Bluetooth wireless LED driver to simultaneously control different types of light fixtures in multiple zones.
- Turn on / off the led lamps
- One remote set the dim level, change color temperature and colors of lights

Model:	RC4-BLE
Working Voltage:	3Vdc (Button Battery CR2032)
Wireless Protocol Type:	Bluetooth 5.0 SIG Mesh
Working Temperature:	-20°C~55°C
Dimensions(L×W×H):	40×150×13(mm)
Package Size (L×W×H):	46×155×19(mm)
Weight(G.W.):	85g

# Smart Home Accessories—Curtain Motor

LTECH



CG-CUR15




CG-CURH3

PS: cannot cross using



CUR-RC2 Curtain remote



Telescopic Curtain Track  
(1.2-2M) / (2.2-4M)  
)



Telescopic Curtain Track  
(1.8-3.3M)  
(Special for CG-CURH3)



# Smart Home Accessories— Module Product

LTECH

## Dry contact•DALI•0-10V•DMX512•Triac(Phase-cut)



Dry contact-Bluetooth module  
CG-TB



Bluetooth-Dry contact module  
CG-TRIG



3 in 1 (DALI/DMX/0-10V)module  
CG-DAM-PRO



Bluetooth-Triac module  
CG-T



DALI Master  
CG-D-PRO



Bluetooth-DALI module  
CG-D

# Smart Home Accessories— Module product categories

LTECH

## 1. Dry contact module: interconnection with third-party dry contact system through dry contact module



**CG-TRIG**



**CG-TB**

## 2. Bluetooth wireless module: Convert wired signals to wireless signals through Bluetooth wireless module



**DMX/DALI/0-10V module  
CG-DAM-PRO**



**Triac module  
CG-T**




**DALI module  
CG-D**





**DALI Master  
CG-D-PRO**

# Voice control solution

# Voice Control Solution



- **Iphone Siri shortcut**
- **Third party Intelligent speaker**

Product type	Model	Product picture	Advantages	Noted
Iphone Siri	Siri shortcut		<ul style="list-style-type: none"> <li>■ After setting shortcuts through the L-HOME APP on iPhone, can control home devices and scenes through Siri</li> <li>Can remote control</li> </ul>	<ul style="list-style-type: none"> <li>■ Iphone only</li> <li>■ Work with LTECH gateway</li> </ul>
Speaker	Third party speaker		<ul style="list-style-type: none"> <li>■ Connected to the third-party system</li> </ul>	<ul style="list-style-type: none"> <li>■<b>Purchase speakers by yourself (Alexa, Google Home)</b></li> <li>■<b>Work with LTECH gateway</b></li> </ul>



# Intelligent Voice program

# Backgroud Music-Solution



- **Bluetooth Music player+ Speaker**
- **Third-party Intelligent Speaker**

Product Type	Product Model	Product Picture	Product Advantages	Remark
Bluetooth Music Player + Speaker	CG-AUDIO		<ul style="list-style-type: none"> <li>■ Device build-in TF card and USB disk, users can import specified music on demand to <b>achieve background music linkage with scenes.</b></li> <li>■ The output terminal can be connected to wired/wireless speakers to play music</li> <li>■ <b>Support local scenes, no need gateway , controllable without network</b></li> </ul>	<ul style="list-style-type: none"> <li>■Only play <b>fixed audio sources</b>. If need to modify, it needs to be imported again though TF card and USB disk; It only support up to <b>128 songs</b>; It needs a power supply.</li> </ul>
Third-party Intelligent Speaker	Alexa; Google Home		<ul style="list-style-type: none"> <li>■Connect to the third-party ecosystem to <b>achieve voice control and play audio sources from third-party operators.</b></li> <li>■Large volume, flexible placement of equipment</li> </ul>	<ul style="list-style-type: none"> <li>■Requires purchase of third-party equipment</li> <li>■<b>Not support linkage between music and scenes</b></li> </ul>




# Intelligent Sensor Solution

# Sensor Solution



- **Infrared human sensor**
- **Mircowave Sensor**
- **Dry Contact Module + Third-party Sensor**



Product Type	Product Model	Product Picture	Product Advantages	Remark
Infrared Human Sensor	HS- BLE		<ul style="list-style-type: none"> <li>■Infrared sensing technology, this sensor is a Battery-powered random sticker product, installation is more convenient.</li> <li>■Sensing the passing of people through heat to trigger the smart scenes;<b>suitable for night light solutions at the foot of the bed</b></li> </ul>	■Battery Type
Mircowave Sensor	MR04-LBS MR03-B3P		<ul style="list-style-type: none"> <li>■Adjustable sensitivity of the <b>sensing distance range; movement, micro-movement, dual light-sensing multiple detection methods</b>,triggering scenes,dimming, on/off and other actions;</li> <li>■Sensor group control</li> </ul>	■Only the <b>MR03-B3P sensor</b> supports segmented dimming and connection <b>to wired dimming drivers;</b>
Dry Contat Module + Third-party sensor	CG-TRIG		<ul style="list-style-type: none"> <li>■Third-party sensors can be connected <b>through dry contact modules</b></li> <li>■Breaking system restrictions and making the application of solutions more flexible;</li> </ul>	<ul style="list-style-type: none"> <li>■<b>Only support third-party dry contact protocol sensors</b></li> <li>■It's necessary to check in advance whether the test product can be connected,and per dry contact module can only be connected to one sensor.</li> </ul>

# LTECH

## THANK YOU FOR WATCHING

