

LED Panel Pro

Specification

High transparency opal PMMA diffuser
 Slimline panel
 Complete with driver, flex and plug
 Accessories available: deep surface frame, brackets and wire suspension kits
 Quick and easy to install
 Various size options provide more flexibility
 Electronic 50,000 hour average life
 12.8 mm profile
 CRI > 80
 Beam distribution 120°
 IP20, Ta25
 Non dimmable
 Dimmable drivers 1-10v and DALI available on request

Product Codes

Code	Version	Dim (mm)	Mass (kg)
PLPL2236	LED Panel Pro 32W, 70mA, 3000K / 4000K / 6000K, 2660 lm / 2820 lm / 2820 lm, CRI ≥80, PF ≥0.9, 50,000hrs	595x595x12.8	1
PLPL2245	LED Panel Pro 40W, 70mA, 3000K / 4000K / 6000K, 3900 lm / 4000 lm / 4000 lm, CRI ≥80, PF ≥0.9, 50,000hrs	595x595x12.8	1
PLPL4145	LED Panel Pro 40W, 70mA, 3000K / 4000K / 6000K, 3200 lm / 3400 lm / 3400 lm, CRI ≥80, PF ≥0.9, 50,000hrs	295x1195x12.8	1



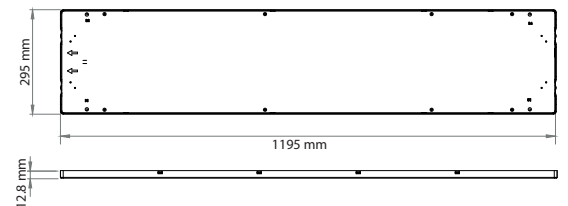
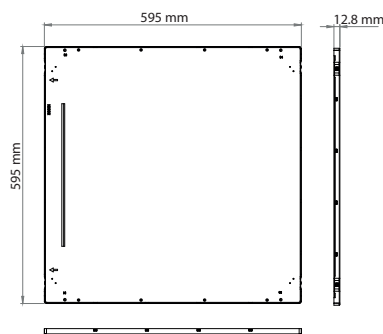
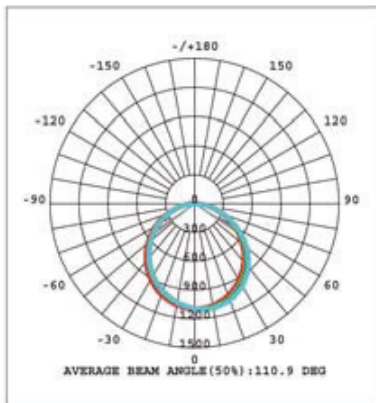
Quick Specification

Pierlite LED Panel Pro Series transform ambient lighting into an exquisite balance of refined appearance and superior efficiency. When illuminated, the panels deliver exceptional uniform light to the space and while off they appear completely free of a visible light source.

Design Application

Office, hotels, schools, foyers, waiting-rooms, shopping centres, retail environments.

Performance



Max Dim (mm)
600 or 1200

PDF Prepared: 09.09.2016 17:09pm, Last page update: Sep 2016

